

International Travel and Migration: April 2017

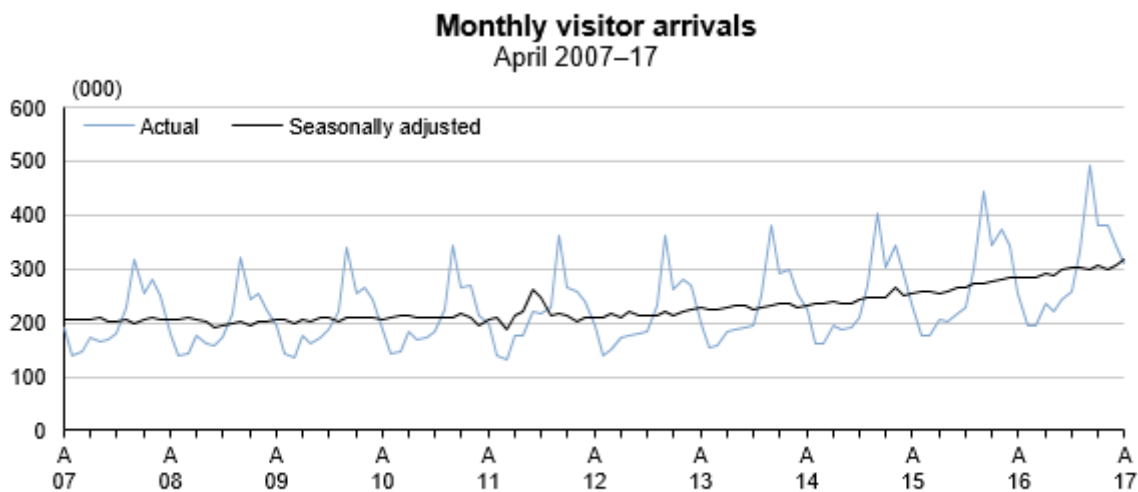
Embargoed until 10:45am – 19 May 2017

Key facts

In April 2017 compared with April 2016 visitor arrivals were up 55,200 to 311,900.

The biggest changes were in arrivals from:

- Australia (up 26,800)
- United States (up 7,600)
- United Kingdom (up 5,100)
- China (down 4,100).

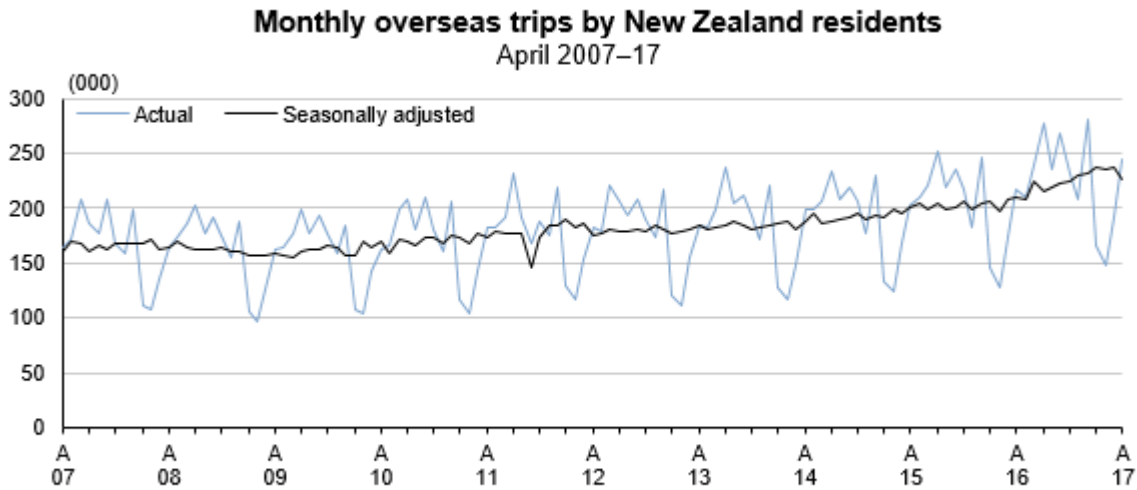


Source: Stats NZ

Overseas trips by New Zealand residents were up 26,400 to 244,200.

The biggest changes were in departures to:

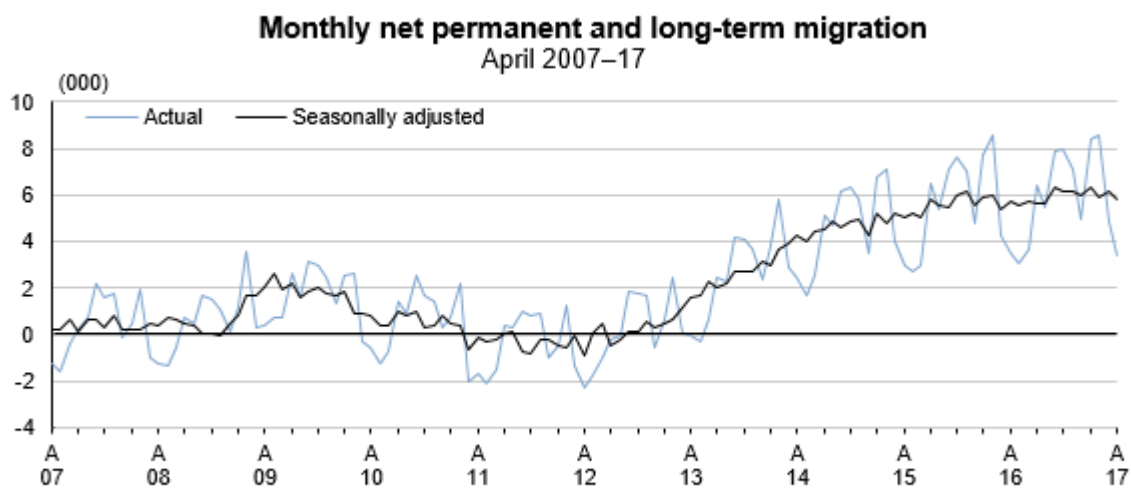
- Australia (up 6,600)
- United States (up 2,900)
- Thailand (up 1,700).



Source: Stats NZ

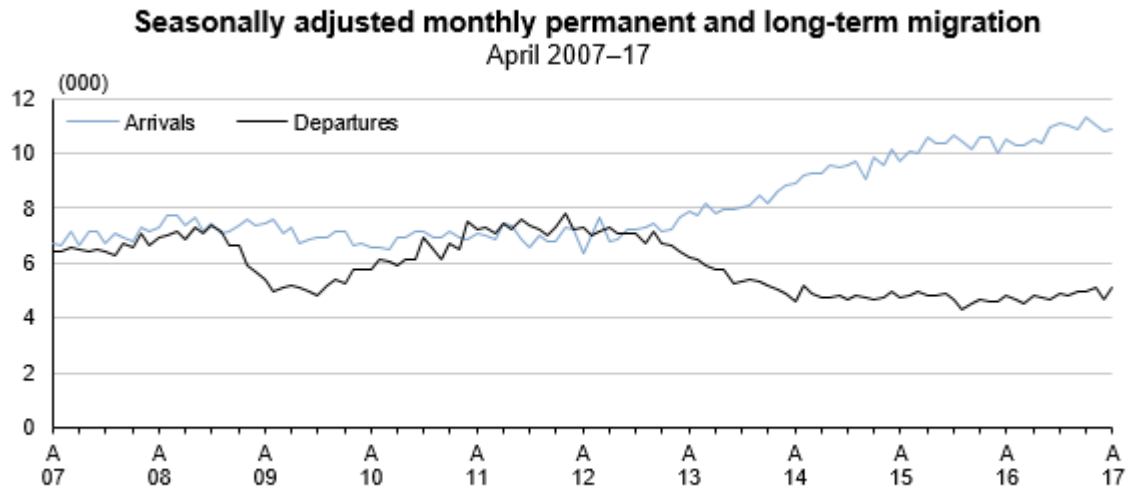
Permanent and long-term arrivals were up 300 to 8,600.

Permanent and long-term departures were up 300 to 5,200.



Source: Stats NZ

In April 2017, seasonally adjusted figures showed a net gain of 5,800 migrants.



Source: Stats NZ

In the April 2017 year compared with the April 2016 year:

- visitor arrivals numbered 3.6 million, up 324,600 (10 percent)
- New Zealand residents departed on 2.7 million trips overseas, up 257,200 (11 percent)
- permanent and long-term arrivals were 129,800, up 5,100 (4 percent)
- permanent and long-term departures were 57,900, up 1,300 (2 percent)
- the net gain in migrants was 71,900.

Liz MacPherson, Government Statistician
ISSN 1179-0407
19 May 2017

Related links

- [Next release](#)
- [Past releases](#)
- [Data quality](#)
- [Related information](#)

Next release

International Travel and Migration: May 2017 will be released on 22 June 2017.

[Subscribe to information releases](#), including this one, by completing the online subscription form. You can also subscribe to receive International Visitor Arrivals to New Zealand, and our weekly provisional international travel statistics.

The [release calendar](#) lists all information releases by date of release.

Past releases

[International Travel and Migration](#) has links to past releases.

Data quality

International Travel and Migration – DataInfo+

General methodology used to produce international travel and migration statistics.

International Travel and Migration concepts – DataInfo+

Definitions of terms used in this release.

Principles and protocols for producers of Tier 1 statistics

Statistics in this release are produced in accordance with the Official Statistics System principles and protocols for producers of Tier 1 statistics for quality. They conform to the Statistics NZ Methodological Standard for Reporting of Data Quality.

Related information

[International travel and migration articles](#) are occasional publications that provide analyses of selected topics.

Information about international travel

[International Visitor Arrivals to New Zealand](#) contains detailed tables about the number and characteristics of visitor arrivals. It is released two working days after each International Travel and Migration information release.

[Provisional international travel statistics](#) provide the latest weekly and four-weekly figures for visitor arrivals and New Zealand-resident traveller departures, including figures for 10 major source and destination countries. These are released weekly, usually at 2pm on a Friday.

Stats NZ's [Tourism](#) web page lists tourism-related data sources, such as the Accommodation Survey and the Tourism Satellite Account.

[Tourism research and data](#) from the Ministry of Business, Innovation and Employment includes results from the International Visitor Survey, Domestic Travel Survey, and tourism forecasts.

[Tourism New Zealand](#) provides guides to New Zealand's key tourism markets, which include the outlook for future months.

[Cruise New Zealand data](#) has figures on cruise ship visits and cruise passengers. This includes passengers considered to be 'in transit' by the Immigration Act 2009, who are not included in international travel and migration statistics.

Information about international migration

Stats NZ's [Migration](#) web page lists migration-related data sources, such as the Longitudinal Immigration Survey (2005–09).

[Migration trends](#) provides information from the Labour and Immigration Research Centre, part of the Ministry of Business, Innovation and Employment, which publishes research reports and information about the immigration research programme.

[Immigration New Zealand statistics](#) include application and approval numbers for the main immigration visa types.

Copyright and terms of use

Includes our copyright, attribution, and liability statements.

Contacts

For media enquiries contact:

Kim Dunstan

Christchurch 03 964 8330

James Weir

Wellington 04 931 4763

Email: info@stats.govt.nz

For technical information contact:

Joanna Fabicka-Appley

Christchurch 03 964 8700

Email: info@stats.govt.nz

For general enquiries contact our Information Centre:

Phone: 0508 525 525 (toll-free in New Zealand)

+64 4 931 4600 (outside New Zealand)

Email: info@stats.govt.nz

Subscription service:

Subscribe to information releases, including this one, by completing the online subscription form.

Correction notifications:

Subscribe to receive an email if a correction notice is published for International Travel and Migration.

Unsubscribe to correction notifications for International Travel and Migration.

Subscribe to all to receive an email if a correction notice is published for any of our information releases.

Unsubscribe to all if you change your mind.

Tables

See the following Excel tables in the 'Downloads' box on this page. If you have problems viewing the files, see [opening files and PDFs](#).

1. International travel and migration, by direction and passenger type, actual counts
2. International travel and migration, by direction and passenger type, seasonally adjusted and trend series
3. Overseas visitor arrivals, by country of last permanent residence
4. Overseas visitor arrivals, by travel purpose and country of last permanent residence
5. New Zealand-resident traveller departures, by country of main destination
6. Permanent and long-term arrivals, by country of last permanent residence
7. Permanent and long-term departures, by country of next permanent residence
8. Net permanent and long-term migration, by country of last/next permanent residence
9. Permanent and long-term migration, by citizenship, actual counts
10. Permanent and long-term migration, by citizenship, seasonally adjusted series
11. Permanent and long-term migration, by New Zealand region
12. Permanent and long-term arrivals, by visa type and country of last permanent residence

Access more data on Infoshare

Infoshare allows you to organise data in the way that best meets your needs. You can view the resulting tables onscreen or download them.

Use Infoshare

For this release, select the following categories from the Infoshare homepage:

Subject category: **Tourism**

Group: **International Travel and Migration**

Next release

International Travel and Migration: May 2017 will be released on 22 June 2017.