

New Zealand as a village of 100 people

Our population

In our village...

4,242,048

is our usually resident population in 2013. In our village of 100, each person represents **42,420 people**.



Population

Age

Our village's population has **tripled** in the last 87 years...

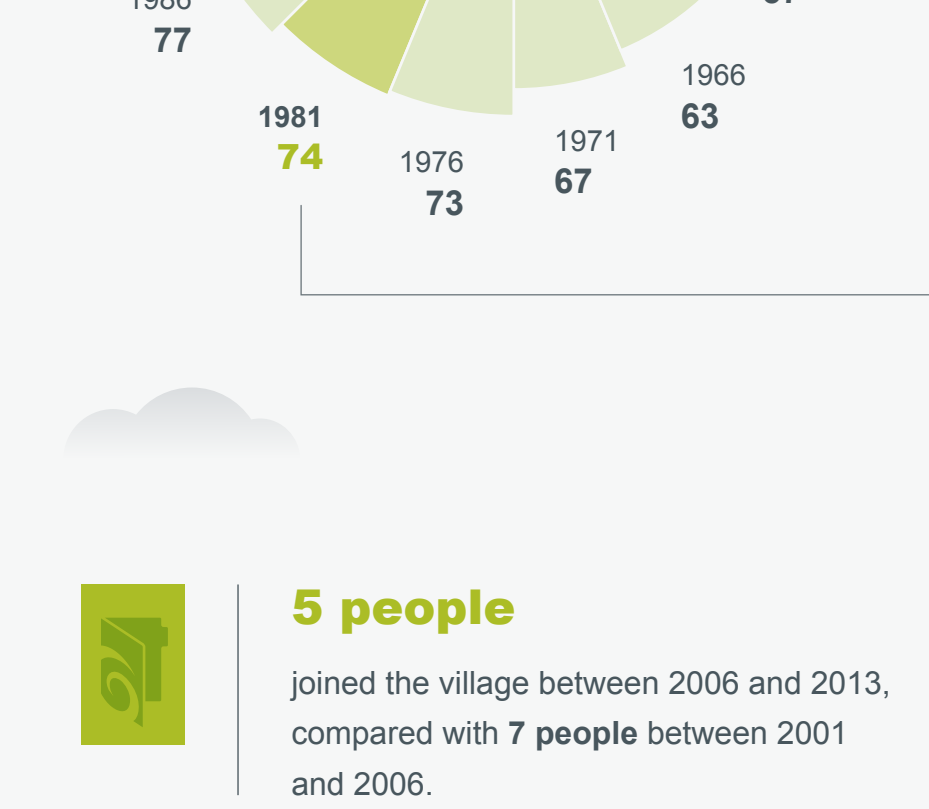
The median age increased by almost **10 years** since 1981...

Our increasing population

Based on the census usually resident population count

Age group and median age

By sex, for the census usually resident population count



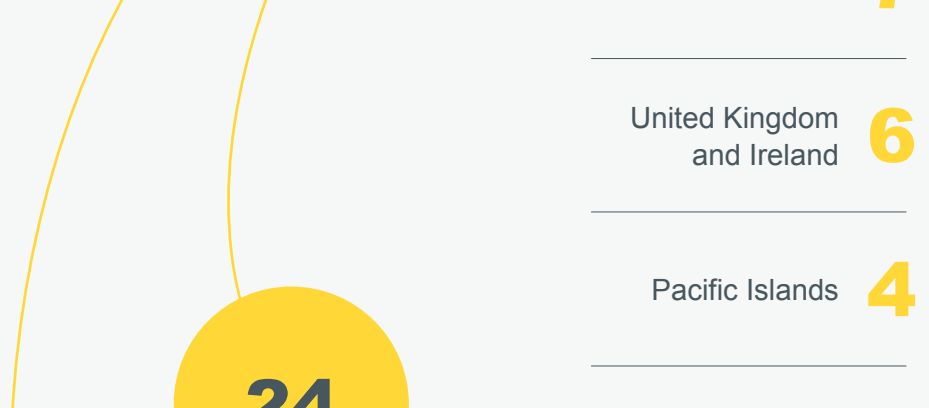
5 people joined the village between 2006 and 2013, compared with **7 people** between 2001 and 2006.

14 people in the village are of Māori ethnicity. Of these, **5** are aged under 15 years.

Cultural diversity in our village

Birthplace

Of the 100 people in our village...



... **70** were born in New Zealand...

Top 7 overseas birthplaces

For the census usually resident population count

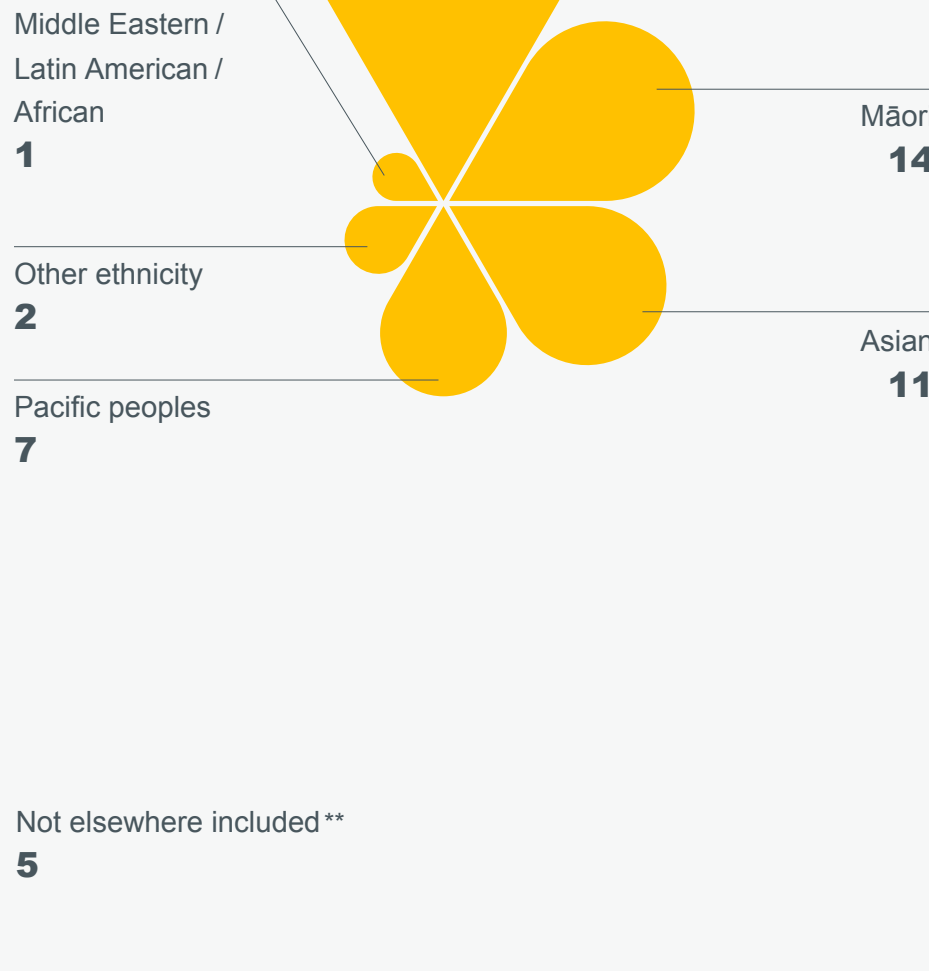


6 birthplaces were unknown.

Ethnic groups

Our ethnic groups*

For the census usually resident population count



Language

Languages we use*

For the census usually resident population count



* Multiple answers possible so will total more than 100.

** Not elsewhere included: Don't know, refused to answer, response unidentifiable, response outside scope, and not stated.

Asian ethnic groups in our village almost doubled in size since 2001.

1 in 5 Māori in our village can hold a conversation in te reo Māori. Of those, just over a quarter are aged under 15 years.

Education and employment

Education

Work status

In our village, 80 people are aged 15 years and over...

Formal qualifications

By sex, for the census usually resident population count aged 15 years and over

Work status

By sex, for the census usually resident population count aged 15 years and over



4 in 5 people aged 15 years and over in our village have a formal qualification.

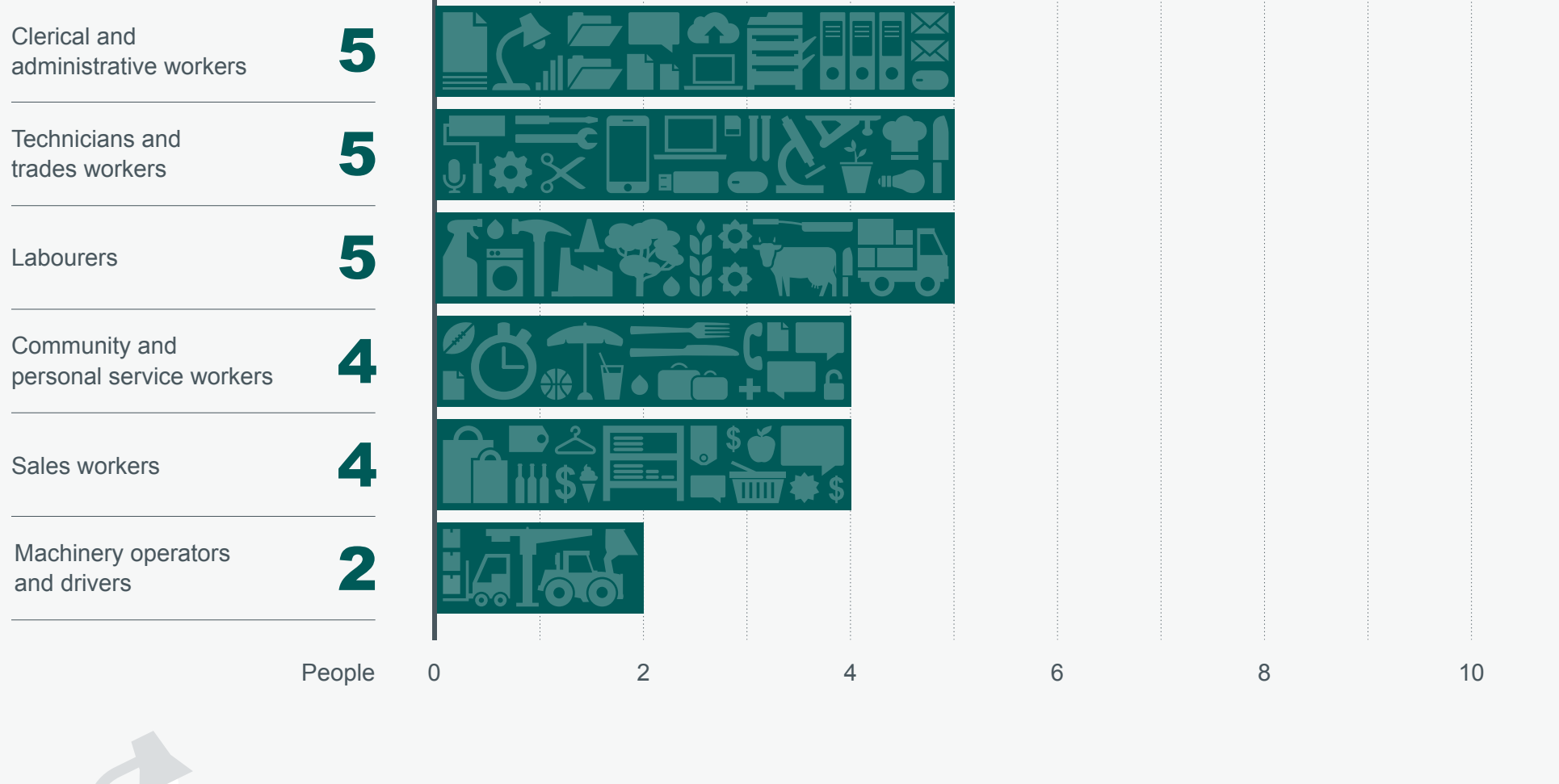
3 in 5 Māori aged 15 years and over in our village are in full-time or part-time employment.

Occupation

The main occupations of the people in employment are...

Occupation

For the employed census usually resident population count aged 15 years and over



Professionals occupational group in our village increased the most since the 2006 Census.

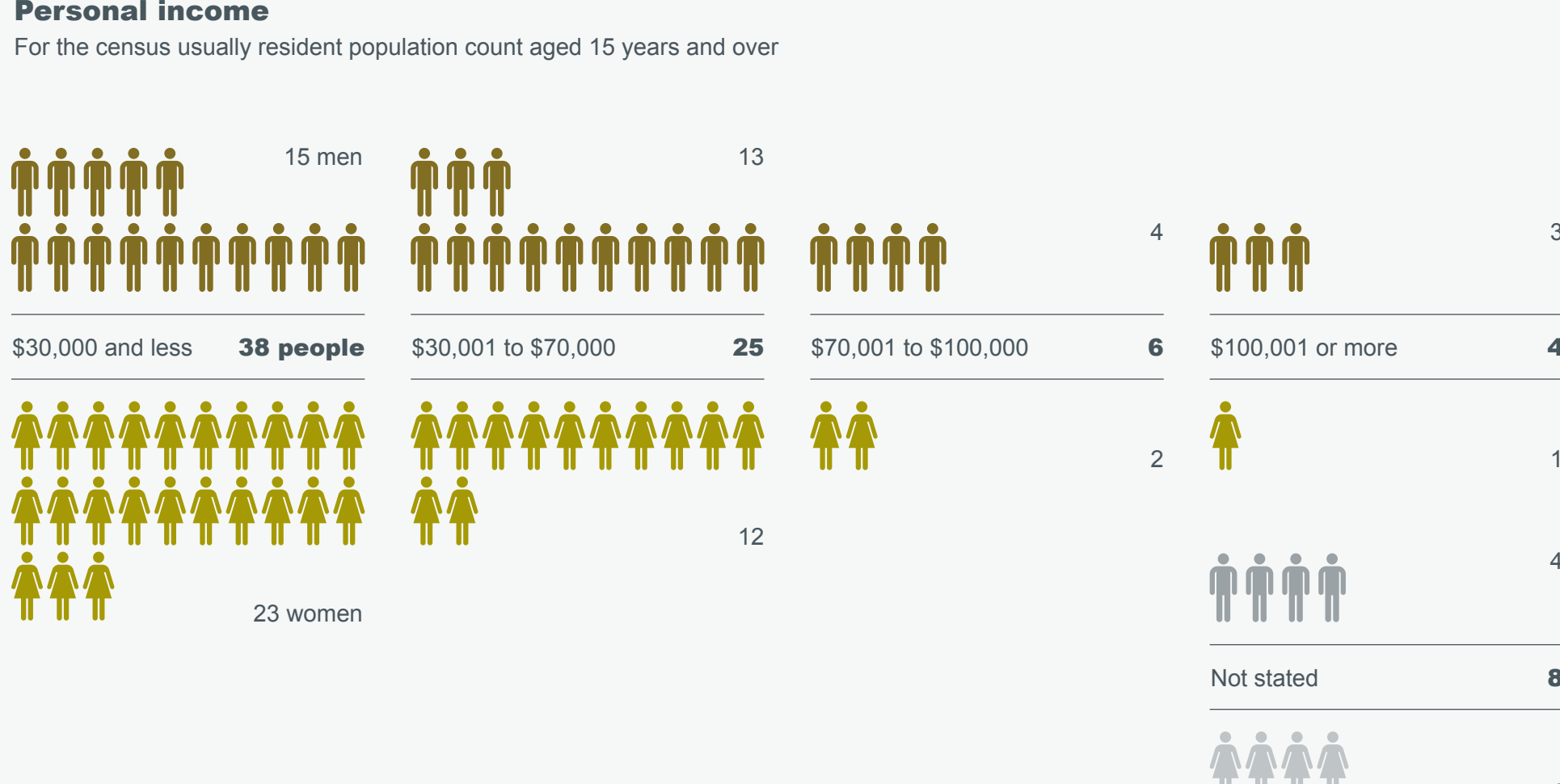
Labourers, professionals, and managers were the three most common occupational groups for Māori in our village.

Income

The income of people in our village...

Personal income

For the census usually resident population count aged 15 years and over



\$13,400 was the difference in median income between men and women in our village.

\$22,500 was the median income in 2013 for Māori in our village – \$27,200 for Māori men, \$19,900 for Māori women.

Your information helps to make decisions on...



...which services are needed and where they should be, such as hospitals, kohanga reo, schools, roads, public transport, and recreational facilities.

The census is the official count of how many people and dwellings there are in New Zealand. It is used by councils, community groups, iwi, and businesses to plan for the future.

Information from the census helps determine how billions of dollars of government funding is spent in the community.

and more...

Visit our website for more information

www.stats.govt.nz/census

Note: This infographic was developed to illustrate key results of the 2013 Census using the concept of New Zealand as a village of 100 people. All results have been calculated from the total population of New Zealand. This data has been randomly rounded to protect confidentiality. Individual figures may not add up to totals.

Source: Statistics New Zealand.