

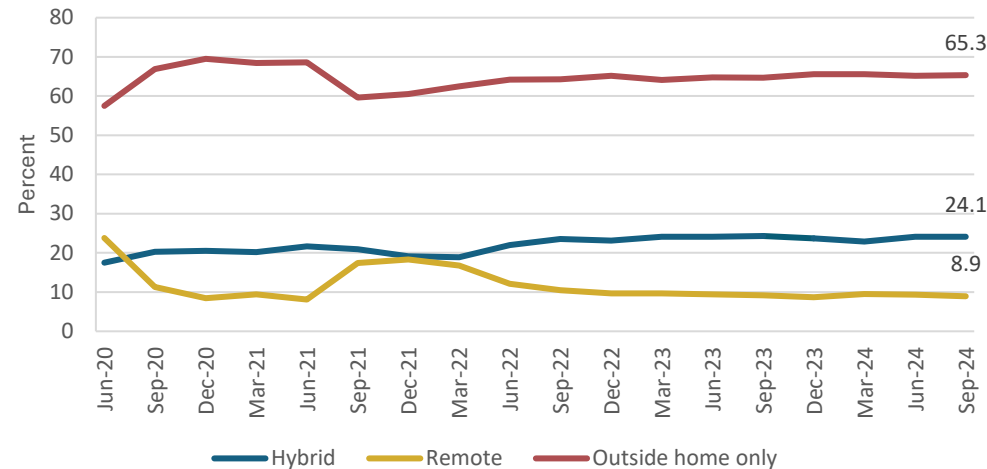
Work from home statistics: September 2024 quarter

Data sourced from Household Labour Force Survey unless otherwise stated

In the September 2024 quarter:

- The total number of people working from home was 898,700, with:
 - 240,000 remote workers, who worked exclusively from home
 - 651,800 hybrid workers, who worked both from home and another location.
- Additionally:
 - 2.4 million people worked outside of home, including both hybrid workers and 1.8 million who worked only outside the home
 - 208,500 employed people were away from their main job during the reference week.

Proportion of employed people at work by work location, June 2020 to September 2024 quarters



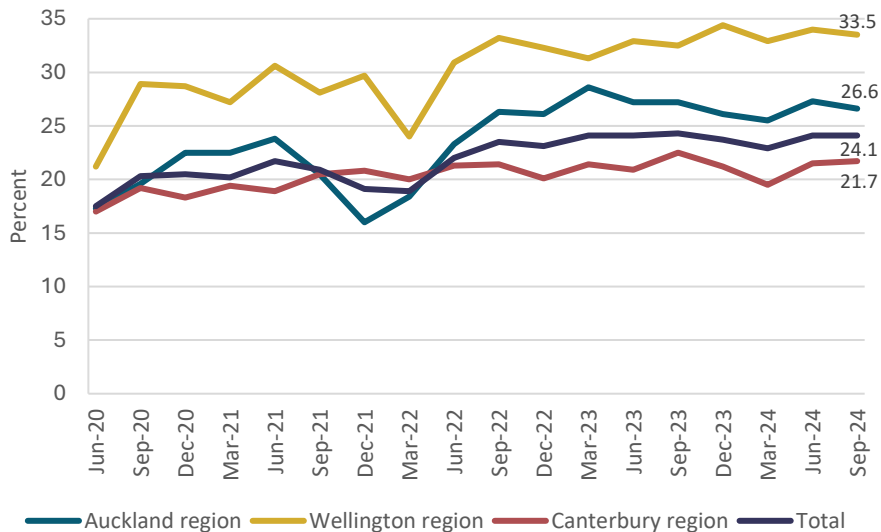
According to the **Business Operations Survey 2023**, the top three industries with staff working from home on a given work day were:

- information media and telecommunications (27 percent of staff)
- financial and insurance services (20 percent)
- professional, scientific, and technical services (20 percent).

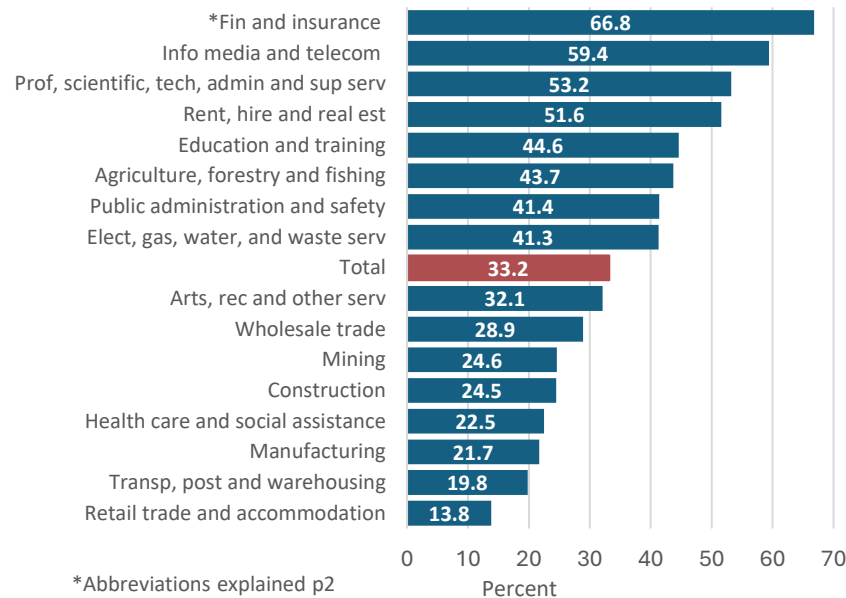
More than 40 percent of businesses offered employees a work from home option.

In addition, the **2023 Census** highlights that the number of people mostly working at home increased by nearly 60 percent between 2018 and 2023.

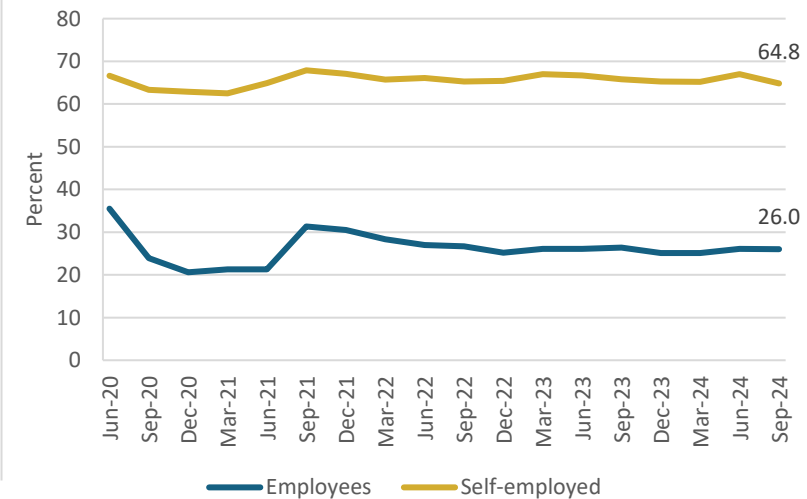
Hybrid employment rates for selected regions, June 2020 to September 2024 quarters



Work from home rates by industry, September 2024 quarter



Work from home rates by employment status, June 2020 to September 2024 quarters



*Abbreviations explained p2

Data sources:

Data on work locations has been collected through the Household Labour Force Survey since the June 2020 quarter. People were asked whether they **worked from home at all** for their main job during the previous week (the survey reference week). Those who had worked both at home and outside the home that week were counted in both categories. Individuals who worked from home but did not specify whether they also worked elsewhere are included in the total number of people working from home.

Data on the percentage of all staff working from home (or another location of the staff member’s choice) on **any given working day** was collected from the Business Operations Survey’s (BOS) 2023 module on business practices. BOS is a survey of economically significant businesses with six or more employees across various industries.

The 2023 Census data provides insights on those who **mostly work at home** in their main job through its findings on travel to work.

Definitions:

Working location: Individuals in the working-age population (aged 15 years and over) who, during the reference week, did one of the following:

- **Hybrid:** individuals who worked both from home and another location, such as offices, work sites, local cafés, libraries, etc.
- **Remote:** individuals who worked exclusively from home.
- **Outside home only:** individuals who worked solely outside of the home.

Employed people who were **away from work** in their main job in the reference week were not asked about work location.

Employment status:

People who are working without pay in a family business are included in self-employed, along with employers and self-employed without employees.

Work from home rate:

Those who worked from home (including remote workers, hybrid workers, and those whose other work locations were unknown) as a proportion of employed people **at work** in the reference week.

Hybrid rate:

Those who worked both from home and another location as a proportion of employed people **at work** in the reference week. This information is more representative of the people who work in their home region rather than those who work fully remotely.

More data:

For more data on working from home, please refer to the following sources:

- Labour market statistics (June 2020 quarter onwards)

You can access the labour market time series using [Infoshare](#).

Subject category: Work income and spending

Group: Household labour force survey – HLF

- [Business operations survey](#)
- [2023 Census population, dwelling, and housing highlights](#)

Work from home rates by industry, September 2024 quarter – industry abbreviations used in graph:

- Fin and insurance: Financial and insurance services
- Info media and telecom: Information media and telecommunications
- Prof, scientific, tech, admin and sup serv: Professional, scientific, technical, administrative and support services
- Rent, hire and real est: Rental, hiring and real estate services
- Elect, gas, water, and waste serv: Electricity, gas, water, and waste services
- Arts, rec and other serv: Arts, recreation and other services
- Transp, post and warehousing: Transport, postal and warehousing

Industry refers to the main activity of a business, rather than its sector of ownership. Industries include both public and private sector organisations.